

Primary Teacher

Spring Quarter, 2017

Jesus Demonstrates His Love

Quarterly Objective: The learner will understand Jesus' love shown through His sacrifice, miracles and forgiveness.

Unit 1	March 5	Power To Forgive	6
Miracles of Jesus	March 12	Power To Heal	12
	March 19	Power over Satan	17
	March 26	Power of God	23
	<hr/>		
Unit 2	April 2	Betrayed by a Friend	30
The Sacrifice of Jesus	April 9	The Thief Finds God's Love	36
	April 16	The Friends See Jesus	41
	April 23	The Shining Face of Jesus	46
	<hr/>		
Unit 3	April 30	God's Plan for Man	53
Jesus Forgives Sin	May 7	Casting a Stone	59
	May 14	Forgive If You Want Forgiveness	65
	May 21	A Mote and a Beam	71
	May 28	Going the Second Mile	77
	<hr/>		

Note: Easter is April 16. The lessons in April may be used at the teacher's discretion.

Volume 1, No. 3, Spring Quarter, 2017

Writer: Lena Case

Editor in Chief: Kyle Elkins, kyle.elkins@bogardstore.org

Business Manager: Wayne Sewell, wayne.sewell@bogardstore.org

© 2017, Bogard Press, 4605 N. State Line Ave. Texarkana, TX 75503-2928

www.bogardpress.org; 1-800-264-2482



A Time for Involvement

Because research shows the value of children doing rather than hearing alone, this book is loaded with ideas for involving learners in Bible discovery. From the moment a child arrives until he leaves the room, learning happens. Your guidance will determine whether it is positive or negative.

Children with only passive learning experiences may at first hesitate to share in active learning, but few can resist an enthusiastic leader who makes class time the most exciting time of the week. They will remember Bible principles and use them in life situations when they enjoy memorable training in class. Each lesson offers the following opportunities for active involvement in the session.

Early Time Activities introduce the theme as learners come to class. Learning begins when the first child arrives, and these ideas for informal learning will guide him toward the Bible truths emphasized in the lesson. Expect children to want to get to your room early when they know you have exciting things for them to do.

Lesson Set is an introduction to the Bible lesson like an appetizer before the main meal. The suggestions require little preparation time for the interactive learning that starts the class session.

Worship Time Devotional provides material the teacher will be able to use to reinforce the lesson.

Bible Story time is the main thrust of the class. You will guide third- and fourth-graders to discover God's Word and what it means for their lives. The teachings of Jesus guide children in their relationships with others. The ideas for the lesson presentation will give learners actual experiences to help them remember what Jesus taught and how to use it in today's living. **Responding to God's Word** is a life application section to use after each Bible story.

Visuals, a correlated packet of teaching aids, illustrate Bible stories and life principles Jesus taught. Use them as directed in the lessons.

Bible Insight gives fun ways to learn Bible memory verses. Emphasis on memorizing Scripture is an important growth step for spiritual development of boys and girls.

The **Learner's Manual** is full of spiritual food. The solid thinking, meaning-centered activities help learners understand what a Bible passage means. Plan your class session to encourage participants to complete all of the material for each lesson. Maximum learning occurs when learners study and complete the current lesson before coming to class. However, perforated pages make it easy to send the lesson home each week for follow-up if you prefer.

The **Make and Take** supplies theme-related projects for learners to do. An activity for each lesson is ready to use with minimal preparation. Two pages of colorful stickers provide extra special touches to accent Bible learning.

Use all these active learning tools to make class a special time for youngsters growing up in a messy, mixed-up world. Your guidance can give them the sure foundation needed for a secure faith in the Lord Jesus Christ. He came to provide an abundant life, but each individual must apply His teachings personally.

Keep the Main Thing the Main Thing

Most everyone in Christian education agrees that the main objective in Bible teaching is to see God's Word change lives. We want to see learners know, love and follow Jesus. To see that outcome means a teacher must keep the main thing as the main thing. Lifting up Jesus so children experience worship and joy through a real and personal love relationship with Him is the goal.

An effective teacher depends on God to work through him to communicate with learners. He recognizes per-

sonal limitations but focuses on the power of God to use clean lives to accomplish His work on earth. It is no longer I but Christ who works in me.

Experienced teachers often become predictable in their presentations without changing over the years. Those years of teaching and sure knowledge of Bible stories are a bonus when combined with creative ways to involve children in active learning. If you are secure in your knowledge of Bible facts, it frees your creativity to involve children in the learning process.

Children need to explore and discover to learn. They will participate with enthusiasm. That eagerness is a challenge to help them understand biblical principles now while they are most receptive to Christ's claim on their hearts and lives. You can increase your effectiveness as a teacher by using creative methods to share God's Word.

Honestly assess strengths and weaknesses with this evaluation.

Circle the number which shows how accurately each statement represents you.

1 - always; 2 - often; 3 - occasionally; 4 - seldom; 5 - never

- | | |
|--|-----------|
| 1. I prepare for learning activities early in the week to allow adequate time for getting supplies. | 1 2 3 4 5 |
| 2. I consider my position as a learning coach to be an assignment from God and do my preparations as unto Him. | 1 2 3 4 5 |
| 3. I arrive for class at least fifteen minutes before the scheduled time for class to begin. | 1 2 3 4 5 |
| 4. I set up for activities ahead of time so I can guide learning as learners arrive and during the class. | 1 2 3 4 5 |
| 5. I try the different ideas provided for involving learners in discovering and applying Bible truths. | 1 2 3 4 5 |
| 6. I show love for my students through interaction in their lives outside of class time. | 1 2 3 4 5 |
| 7. I have a firm belief in and emphasize the value of memorizing and meditating on Scripture. | 1 2 3 4 5 |
| 8. I read and study the Bible every day. | 1 2 3 4 5 |
| 9. I maintain a current prayer request list for my learners and pray for them personally. | 1 2 3 4 5 |
| 10. I feel an urgency to stretch spiritually and reach learners with the challenge of God's message because Christ's coming is near. | 1 2 3 4 5 |

Unit 1

Lessons 1-4

Miracles of Jesus

Jesus' deity gave Him power to forgive sin, heal sickness, cure diseases, cast out demons and authorize His apostles to do the same. The miracles He did made people know He was God in the flesh.

Unit Objective

Jesus always used His power to meet the needs of people.

Jesus' miracles helped people in need and proved His power over Satan.

Boys and girls will know Jesus' power to defeat Satan.

Learners will feel confident that God gives them spiritual victories.

Everyone may practice overcoming Satan through God's power.

This Unit and Your Learners

Experiencing God's power personally gives confidence in choosing His will. The Holy Spirit within each Christian is the power source for victorious Christian living. Children just beginning their walk with the Lord benefit from knowing they can defeat Satan through Jesus who won the victory for us.

Boys and girls learn through experiences in this unit that Jesus was willing to use His power to help people with physical and spiritual problems too big for them to handle alone. All of us have the universal problem of a sinful nature, and God helps those who come to Him for cleansing from sin.

To have sin forgiven requires calling on God through Jesus Christ. Children realize individual responsibility for sin and their need for salvation at different ages. Until that conviction comes, they cannot have repentance, an essential experience in receiving God's forgiveness and eternal life. Your guidance through these lessons can help them become aware of their need for God's pardon and the power of the Holy Spirit to combat Satan.

The spiritual conflict we have after becoming God's children is far from hopeless. Faith brings victory—always. We have power over Satan through Jesus who clearly showed He was God with His many miracles and kind deeds. Youngsters need the security of knowing for sure God is in control.

Overview of Bible Lessons

The gospel accounts of Jesus' ministry are only a small part of the scope of His influence. John said, "There are also many other things which Jesus did, the which, if they should be written every one, I suppose that even the world itself could not contain the books that should be written" (John 21:25). These are only a sampling of the mighty works He did.

Power To Forgive—The palsied man brought to Jesus by four friends received forgiveness of sins which brought criticism from the Pharisees.


Power To Heal—A man's deformed hand became normal when Jesus healed him on the Sabbath. Again the Pharisees found fault with Jesus for what they believed was disregard for Sabbath laws.

Power over Satan—Demonic control yielded to Jesus' power as He freed the lunatic who lived as a wild man.

Power of God—Jesus commissioned the twelve apostles to take the gospel to the Jews with supernatural power to heal and cast out demons.



BULLETIN BOARD

Attach a happy face kite to a sky blue background. Use a strip of cloth for the tail and pin it in place using a curving design across the board. Attach bows with students' names along the length of it. Print the title in dot letters on a white paper cloud shape. Draw curved short lines to indicate movement. Assemble with some of the designs overlapping the edges of the board as shown.



Materials Needed: sky blue paper, strip of cloth, pins, white paper, kite, permanent marker, premade bows or bows made from paper

SPRING



Power To Forgive

Luke 5:17-26

Lesson
March 5, 2017

1

*Jesus has power (authority)
to forgive sins.*



◆ Lesson Objective

Learners will explain that Jesus proved He was God when He healed the man's body after forgiving his sins.

★ Bible Principle

Jesus has power to forgive sin.

❖ Bible Insight

"All power is given unto me in heaven and in earth."

Matthew 28:18

◆ Life Application

Because Jesus proved that He is God, I can be confident that He will forgive my sin when I ask.

Healing the Sin-sick

Luke 5:17-26

Because of the great crowd surrounding Jesus, the friends of a paralyzed man removed a section of the roof to let him down in front of the Master. When Jesus saw their faith in Him, He said to the man, "Thy sins are forgiven thee." The Pharisees immediately decided Jesus blasphemed because only God can forgive sins. Jesus knew their thoughts and addressed the issue publicly. He proved to everyone there that He was God by healing the man. He who had been unable to move alone got up and walked away, carrying his bed with him.

KNOW GOD'S WORD

"We have seen strange things today," was the conclusion of the many people crowded into the house where Jesus taught. His widespread fame as the Great Physician brought many people to hear and see His wonders. Even the religious leaders were curious about the miracle worker and came to hear Him teach.

Pharisees and doctors of the Law came to Capernaum from as far away as Jerusalem and Judea to hear Jesus. They filled the house to capacity before a paralyzed man was carried on a bed by his friends to Jesus.

The friends' faith compelled them to find a way to get the man to Jesus, for they knew without doubt that Jesus would heal their friend. Their persistence found a way as they removed roof tiles to lower the man and his bed to Jesus through the roof.

Jesus recognized their faith, knew the man's need and immediately responded, taking care of the more urgent need


first. He knew within the paralyzed body was a greater need for spiritual healing of the deeper and more dangerous disease of sin. "Sir, your sins are forgiven," Jesus said.

Immediately a subdued murmur went around the room. "Who is this speaking blasphemies? Who can forgive sins except God?" They were right to think only God can forgive sins; they were wrong to think Jesus was not divine.

Jesus soon showed them that He read their thoughts by addressing the issue publicly. To prove His power or authority to forgive sins, Jesus told them He would also heal the man's visible needs. His power to heal paralysis would authenticate His power to forgive sins.

To the paralyzed man Jesus said, "Arise, and pick up your bed and return home." At once, the man stood up, picked up his bed and left, glorifying God.

People sat amazed as they watched the man walk away. They glorified God as they recognized the great Teacher was from God. "We have seen strange things today," they concluded.



Prepare Your Room

- Materials Needed:** springtime posters, yarn, branch, Attendance Poster Item 1, Heart Stickers, Item 2 Spring Poster, scissors, glue, Plasti-Tak, handcrafted birds, butterflies and flowers, bright colored paper, patterns from Unit 1 Pattern Page



Springtime offers opportunities for beautiful decorations in your room. Use the seasonal changes in God's dependable world of nature to teach His power.

Handcrafted symbols of spring are good reminders of real birds, flowers, butterflies or budding trees that God's power makes to grow. Make large (8 1/2" x 11") letters for the word SPRING from brightly colored paper, one letter per sheet. (Enlarge letters on Unit 1 Pattern Page.) Attach them to a wall.

Invite learners to make flowers using the petal design on the pattern page and colored paper. Arrange petals around a happy face circle for the center and use the leaf design on the pattern page to add green leaves.

Make 3-D birds to suspend from the ceiling. Cut two bird body shapes from a coloring book picture pattern. Hold them together and staple around the top edge. Stuff a crumpled tissue inside and staple the bottom edge closed. Glue wings on either side. Use a

straight pin to find the center of balance. Stick the pin through the top back. Flip the figure so it swings freely on the pin. When it stops, see whether the figure tilts forward or backward. Adjust the pin until you find the point where the bird hangs straight. Tie a long thread through that hole and hang it from the ceiling.

The dependable way that spring comes each year shows the wonderful power of God who created the world and His faithfulness to keep His promise. (See Genesis 8:22.) The beauty of spring replacing the bleakness of winter is not a miracle, but it is a marvelous and wondrous reminder of God's power.


Display Item 1, the Attendance Poster, where learners can add a sticker upon arrival. Charting attendance is not mentioned in other lessons, but make it a part of every class time. Print first names on the chart with a calligraphy pen. Provide Heart Stickers for the thirteen circles.

Put Item 2 on the door to encourage interest. Active promotion increases attendance. Make Bible learning fun and learners will bring friends to enjoy it, too.

Put a length of newsprint paper on the table and have markers on hand for learners to draw a mural.

Make a spinner for the Lesson Set activity by following instructions printed there.

Print definitions for vocabulary words on separate pieces of paper and tape under chairs out of sight.



VOCABULARY WORDS


palsy—paralysis in any part of the body
 paralyzed—loss of motion or sensation in some part or all of the body
 miracle—a supernatural manifestation of divine power
 Pharisee—a member of the Jewish sect that rigidly observed the written Law and insisted on the validity of the oral or traditional law that grew out of popular usage
 blaspheme—to speak, write or act toward God or anything sacred in an irreverent, mocking way



Lesson Set

Materials Needed: poster board, markers, paper fastener, paper clip, scissors

To make a spinner, mark a 3" circle into three sections and label as shown. Put a paper fastener through the center. Unbend a paper clip and hook one end of it under the head of the fastener. Flip it to spin.



Learners spin the marker and discuss ways to help those at home, school or church who have physical limitations and need help. If the spinner lands on "Home," the player should tell how he might help someone in his family who cannot help himself. It may be a pretend situation or a time when a family member has a bad headache or childhood illness and needs someone to help. What could the learner do? Apply the same principle to church and school with appropriate actions for people who have needs.

Say: You have a good sense of knowing how to help people who need your help. Recognizing their needs and thinking of how you can meet those needs pleases Jesus. The Bible story explains how Jesus met the needs of a man who had to depend on others completely.

EARLY TIME ACTIVITIES

Materials Needed: newsprint paper, colored markers, pencils

God's Power Mural—Invite early arrivals to begin a mural about God's power on a long piece of newsprint paper. (*Check at your local newspaper office for an end roll of newsprint paper which most companies will donate to church groups.*)


Learners should think of ways they have seen God's power shown in daily life and draw an illustration of it with colored markers. Learners could also work in pairs to draw a scene. Let them share what their drawing represents after everyone finishes. Assign a section of the newsprint paper to individuals, but explain that their drawings may overlap to blend. Display the mural on the assembly room wall or in the hallway.

Say: We see God's power all around us every day and even at night. Sometimes there are spectacular displays in nature that focus our attention on God. Disasters like floods, earthquakes or storms make us aware that God has power to control all nature, and that we must fear Him with reverence and respect. God is not the cause of all the bad things that happen in our world, but He allows troubles to remind us that we must depend on Him for all our needs.

I Know Something God Can Do Game—This game encourages thinking about the power of God with a quick response. A player who is *It* says "I know something God can do," then points to a player and counts to five or ten depending on the maturity of the learners. The one to whom *It* points must respond with something specific God can do. Of course, God can do anything, but the purpose of playing is to think about and name particular instances of His power. If the player names something already named or fails to respond within the time allotted, he becomes *It*.

Say: How does it make you feel to serve God who has power to do anything? What is the most important thing God

does for us? (*Gives eternal life to anyone who asks.*) Jesus showed God's power to forgive sins in the Bible story. Some people thought He did not have a right to do that. We will learn what happened.



WORSHIP TIME DEVOTIONAL

Power To Become God's Child, John 1:11, 12

Materials Needed: Bible, marker board, marker

Jesus did many wonderful miracles to prove His power as God's Son. He came to earth to give eternal life to any who would accept Him as Savior. You would think everyone would believe in Him, but that was not the way it happened. Listen to John 1:11 and 12. (*Read the verses aloud.*)

The Jewish people were Jesus' own people. (*Make a lot of stick marks on the board to represent Israel – the Jews.*) They

were chosen by God to be an example to other nations of how God would bless if they would obey and honor Him. What happened when Jesus came? Most of His own people refused to believe in Him as Savior. (*Make a mark across some of the lines to indicate those who refused to accept Jesus.*) Who did they believe Jesus was? A carpenter's son was how many thought of Him. They did not welcome Him into their hearts.

What happened to those who DID receive Him? Jesus gave them power to do what? (*Read verse 12 again.*) He gave them power to become the sons of God. (*Draw a line around some of the figures to show acceptance of Jesus.*) This is a "whosoever" verse. Whoever opened his heart to accept Jesus, to him He gave the authority or privilege to become a child of God.

It is only by the grace of God we have that power. He gives us the understanding to believe, to be born into God's family by trusting in Jesus. You can have God's power to become His child when you admit you are a sinner, repent of sin, believe on Jesus for forgiveness of sin and confess Him as your Savior.

BIBLE STORY

Materials Needed: Bible, pencil, Post-it Notes, Picture 1-1, Figures 1-2 and 1-3, Plasti-Tak, cardboard easel, two large towels

Ahead of time, print vocabulary words and definitions on notepapers and stick them out of sight under chairs. (*Prepare the visuals according to the visuals instruction sheet.*)

Say: To help us better understand the Bible story, we need to know some word meanings. Check under your chair for a piece of paper with a definition printed on it.

After finding the papers, let learners take turns reading aloud the words and meanings. Then post them on the wall with Plasti-Tak. Ask everyone to listen for the words in the Bible story.

Form three groups of learners. One person can be a group. Assign each team a Scripture reference to read and report the details: Matthew 9:1-8; Mark 2:1-12 and Luke 5:17-26. Each team will cluster together to read the verses aloud in their group, helping one another with words. Ask them to look for the vocabulary words defined earlier. Allow two minutes for reading and talking about what happened. Switch the lights off and on to signal time to regroup.

To get everyone involved, alternate asking members of the three teams to respond to the following questions:

What did you find as the main idea in the story? (*Jesus healed a man who had palsy, a paralysis that made him unable to walk; Jesus forgave a man of sin then healed his body.*)

Why do you think so many people gathered to fill the house where Jesus was? (*People had heard about Jesus' mighty works and wanted to see and hear more from Him.*)

(*Set picture 1-1 before learners on a cardboard easel.*)

What disrupted the setting? (*Four men removed roof tiles to lower their friend on the bed into the room in front of Jesus.*)

(*Raise the folded-back top section of picture 1-1. Hang figure 1-2, with the cords attached, over the front of the picture.*)

What made the four friends of the paralyzed man do what they did? (*Faith in Jesus; they believed Jesus would heal the man.*)

What did Jesus do that surprised everyone? (*Forgave the man's sins.*)

Why did the Pharisees resent Jesus saying, "Sir, your sins are forgiven"? (*They thought He blasphemed by assuming the position of God to forgive sins.*)

How did Jesus prove He had power to forgive sins? (*He knew their thoughts then healed the man which only God could do.*)

(*Flip figure 1-2 to the back of picture 1-1. Set figure 1-3 in front of picture 1-1.*)

What did the crowd do when they saw the miracle of healing? (*Praised God for His great power they saw in Jesus.*)

What event in this story would have surprised you the most had you been at the house that day? (*Volunteers respond.*)


What are two ways Jesus proved He was God? (*Jesus forgave the paralyzed man's sins and healed him.*)

Role-play—Fix story events firmly in learners' minds by letting them act out the story details. Choose volunteers to be four friends who carry a large towel by four corners with a large rolled towel lying on it to represent the paralyzed man. Assign others to be disciples, the Pharisees who questioned Jesus' motives after forgiving sins and another group to be the crowd who packed the house. One child will play the role of Jesus. If you have a small class, let children switch roles and play more than one character. They will follow the Bible story line from the Scripture passage they read as groups earlier.

RESPONDING TO GOD'S WORD

Materials Needed: Bible, wordless book

Make and use a wordless book to apply the lesson principle. Cut rectangles of gold, black, red, white and green paper. Tape edges together without overlapping so the tape forms a hinge between pages. Fold pages back and forth to make an accordion folded book.



Hold the book with the gold page facing learners. **Say:** I have a special book that reveals a wonderful story about Jesus forgiving sins. This book has no words, but you may help me tell the story if you know it. (*Let learners tell what the colors represent. Glue the following explanations to the back of each page of corresponding color if you need prompting for them.*) Gold—This gold page reminds us that the street of Heaven is paved with pure gold. We all want to go to the wonderful place

where God lives. There is only one way we can go there. There is only one key that fits the door to open the way to Heaven where God lives. It is the key of faith.

Black—The black page represents all of us having a sinful nature. We do things that are wrong. God is holy. There is not the slightest bit of sin about Him. He will not allow unsaved people into His heavenly home. Because God is love, He chose to give His own Son to pay our sin debt.

Red—Jesus obeyed His Father's will and came to earth as both God and man. His perfect life fulfilled the requirement of God when He gave His life in death on the cross. His lifeblood that He sacrificed redeemed us from the penalty of sin. All who trust Him receive forgiveness. God gives eternal life to anyone who repents of sin and believes in His Son as Savior.

White—When He forgives sin, He gives us a clean, pure spiritual nature. The Holy Spirit comes to live inside our body with our spirit. God forgets our sins when we repent, ask His forgiveness and receive Jesus by faith as our Redeemer.


Green—We are in God's family. We live each day to honor the Lord out of gratitude for the great price He paid for our salvation. Green is for growing, and we definitely want to grow as Christian servants of Jesus Christ. We learn more about God's way and how to do His will through reading and meditating on God's Word, through prayer, and living out what we know to be God's will.

Jesus had power to forgive sin in Bible times, and He will forgive your sin when you come to Him in repentance.

BIBLE INSIGHT

❑ **Materials Needed:** Bible, paper, pencils

Give a half sheet of paper and a pencil to each child. Write the words of the Bible Insight verse, Matthew 28:18, on the board. Invite the learners to work with a partner to draw illustrations to help each other remember the words. Allow about one minute or less for the activity. Switch the lights off and on to get attention and ask learners to share their sketches. Vote for the one which they feel best illustrates the verse and use it to learn the verse.



Learner's Manual

❑ **Materials Needed:** Bible, learners' manuals, Koosh ball or small beanbag, pencils

Toss a Koosh ball or small beanbag to a learner to read the first paragraph of the Bible story. He tosses it to another boy or girl to read the next paragraph. The second reader gives the ball to a third person after reading and so on through the story. Readers may have a second turn after everyone has read once. Learners must follow the story in their own book to be ready to read when the ball comes to them.

Ask learners to work individually on the second page to do Bible searches for the verses to find missing words. *Sin* or *sins* is the missing word for each of the four verses. Invite volunteers to read a verse, adding the correct word.

Explain the reference in Isaiah. Scarlet color is the most difficult dye to remove from cloth. A residual stain normally remains in the fabric. Jesus' power to forgive sin is so complete that not even the slightest stain remains when we ask His forgiveness. Though our sins are the most intense kind, His power makes them white as snow.

Discuss the other verses, also. People think some wrongs are lesser sins. First John 5:17 declares all wrongdoing is sin. The blood of Jesus Christ works on our sins like bleach that clears away clothing stains, only better. First John 1:9 gives the requirements for having sins forgiven.

The third page is an activity to involve learners in thinking about Jesus' power. Repeat the Bible Insight verse together without looking at the words. Ask for definitions of power. Then read the definition printed under the verse. Jesus certainly met the criteria for having power. Invite each child to share his response of who the most powerful person on earth is and why.

Assign to volunteers the Bible references that tell what happens to our sins when God forgives. Let them look up the verse, write a summary of what it teaches on the line and share their finding with everyone. For a small class, assign more than one reference for each child. Answers should be similar to these:

Acts 10:43—remission

Colossians 2:14—nailed to the cross

Micah 7:19—cast into the depths of the sea

Isaiah 44:22—blotted out

Isaiah 38:17—cast sins behind God's back

Hebrews 10:17—forgotten

Psalms 103:12—removed

1 John 1:7-9—cleansed

The fourth page focuses on the privilege of every child of God to use God's power. God is so great and has all power

so that we can never ask too much. Our fault is not asking enough. Prayer is the Christian's source of accomplishment. Jeremiah 33:3 is a faithful promise from our omnipotent God. Reassure young believers of the great advantage they have in sharing God's resources through prayer. Keep the focus of the lesson in mind as you direct thinking skills to grasp the magnitude of God's power.

Morning, noon and night and anytime between is the best time for God's children to talk to the Father through Jesus. Encourage learners to write names of people they know who need to receive Jesus' forgiveness of sin. They may list themselves. Be sure to make your own list with every name listed by learners. Faithfully pray for each person by name every day. You will see marvelous results.

Make and Take

- ❑ **Materials Needed:** Make and Take Lesson 1, paper fasteners, markers or crayons, scissors, Con-Tact paper, lightweight cardboard

The picture wheel project is a Bible Insight verse reminder. Laminate the project page after adding the sticker and cutting out the window, or mount them on index paper or other lightweight cardboard to make the wheels more sturdy. Children use learning tools like this for the fun of seeing the words appear through the window. Make it a lasting item they can share.

Saying Good-bye

- ❑ **Materials Needed:** take-home papers, children's things

Say: We all sin and need forgiveness. Jesus has power to forgive sin. Because Jesus proved that He is God, we can be sure He will forgive our sin when we repent and ask. Some of you may need to receive Jesus as Savior by trusting what He did as payment for your sins. You need to do that so you can be in God's family.

Believers still sin though. We try to do right, but even at our best, we still think wrong thoughts, disobey, say words we should not, do something we ought to stay away from or maybe leave undone what we should do. We sin because we are in a body that has a nature to do wrong. Jesus has power to forgive those sins when we confess them to Him and turn away from them.

Let's close our class today by praying about trusting Jesus to forgive our sins and using His power to live for Him each day. We will each ask God to help us remember His great power. If you want to say something, such as "Dear God, I praise You because You have all power," that's okay too. Who would like to start our prayer today?

Choose a volunteer to begin the prayer. After each person prays, recite the Bible Insight verse in muffled voices.